

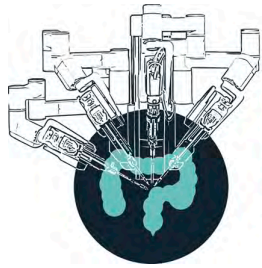
EARCS

European Academy of
Robotic Colorectal Surgery

Newsletter

Autumn 2018
Issue 2





EARCS European Academy of Robotic Colorectal Surgery

SAVE THE DATE:
European Society of
Coloproctology (ESCP)
14th Scientific & Annual Meeting
25-27 September 2019
Vienna, Austria

Introduction from the Board

Welcome to the second issue of the EARCS newsletter. We would like to share the achievements of EARCS in the past year and recognise the hard work put in by our Proctors, Scientific Committee, Surgical Competency Assessment Committee and delegate surgeons that have contributed to the continued success of the Academy.

We currently have 141 registered delegates at various stages of training. Since the beginning of the Academy in 2015, we have performed over 530 proctored training sessions, which signifies an amazing achievement in and of itself! We are especially proud of the 52 delegates who have worked hard to obtain certification at the end of their training. Another 22 delegates having already finished their training and are going through final assessment, so we will be happy to announce more graduates next year.

We are very keen to involve senior fellows and trainees, so they may be provided the opportunity to train through

structured courses, fellowships and accreditation. This year we had the pleasure of starting our International Robotic Colorectal Surgical Fellowship programme at the Champalimaud Foundation in Lisbon, Portugal. Our first round of Fellows undertook a programme that included systems training, simulation, bedside assistance and performing modules of robotic colorectal surgery under supervision. They have also been assisting in EARCS studies.

Publication of the EARCS standardised technique for robotic single docking TME in Colorectal Disease was a milestone this year and we look forward to soon publishing papers on clinical outcomes and validation of EARCS competency assessment tools.

We believe that EARCS is the only assessment based training programme for robotic surgery being conducted anywhere in the world that is underpinned by objective 'blinded' video judging. The very existence of such quality control can only push up standards. Looking ahead, we are focusing on

publishing clinical outcomes data, as well as obtaining accreditation of our training pathway from relevant surgical societies. The current study of clinical outcomes looks set to report a real improvement in surgical results on anything in the past, which will have a worldwide impact. The Academy is certainly ramping up and its success is a testament to all involved. Congratulations to all concerned so far.



Prof. Amjad
Parvaiz
Co-Director



Prof. Giuseppe
Spinoglio
Co-Director



Prof. Bill Heald
Honorary
Chairman

INSIDE:

Faculty and publications.....	2-3
Delegate surgeon and training status.....	4
Graduates.....	5
Proctored (training) cases.....	6
Fellowships.....	7
Research and studies.....	8
Symposiums, conferences and training events.....	9-13
Partners.....	14

EARCS
Champalimaud Centre for the Unknown
Avenida de Brasília, 1400-038
Lisbon, Portugal
Tel: +351 210 480 193 ext. 4666
Mob: +351 962 752 530
Fax: +351 210 496 190
earcs@fundacaochampalimaud.pt
www.earcs.pt

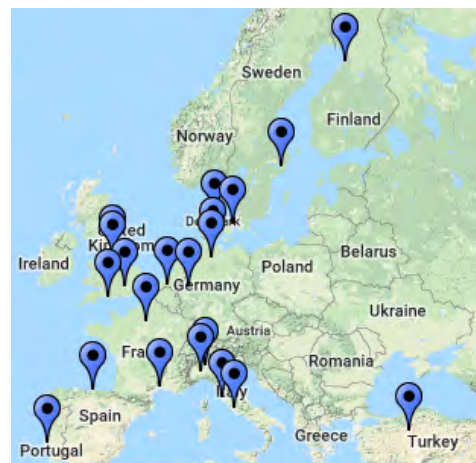
The EARCS Faculty includes 25 leading robotic colorectal surgeons from 20 cities in 10 countries in Europe, as well as an anatomy expert from Turkey.

Faculty

Currently, EARCS has 25 Faculty members from the following countries:

- Denmark
- Finland
- France
- Germany
- Italy
- Netherlands
- Portugal
- Spain
- Sweden
- Turkey (anatomy expert)
- United Kingdom
- United States (formerly from Italy)

Some Faculty members are proctors for EARCS, others contribute to educational activities, the Scientific Committee and/or the Surgical Competency Assessment Committee.



EARCS proctors regularly travel around Europe and beyond to deliver training and provide mentoring relationships to delegate surgeons. We thank them for their tireless efforts.



Mr. Shwan Amin
Sheffield Teaching Hospitals
Sheffield, United Kingdom

Mr. Amin is a Consultant General Surgeon at Northern General Hospital and Royal Hallamshire Hospital. He is the lead clinician for colon and rectal cancer services at the Sheffield NHS Teaching Hospitals.



Dr. Rogier Crolla
Amphia Hospital
Breda, Netherlands

Dr. Crolla is a gastro-intestinal and oncology Consultant Surgeon at Amphia Hospital in Breda, with one of the largest colorectal units and the leading centre for robotic colorectal cancer surgery in the Netherlands.



Prof. Jan Egberts
Universitätsklinikum
Schleswig-Holstein
Kiel, Germany

Prof. Egberts is a Senior Consultant Surgeon at the Universitätsklinikum Schleswig-Holstein Campus Kiel in Germany. He specialises in complex robotic surgery.



Dr. Roger Gerjy
Danderyds University
Hospital
Stockholm, Sweden

Dr. Gerjy is a Senior Consultant Surgeon in the colorectal robotic team at Danderyd University Hospital in Stockholm, Sweden. Apart from robotic surgery, the hospital is one of the most prominent hospitals for laparoscopic surgery in Sweden.



Dr. Marcos Gómez Ruiz
Marqués de Valdecilla
University Hospital
Santander, Spain

Dr. Gómez Ruiz has been a senior consultant surgeon at the Hospital Universitario Marqués de Valdecilla (Santander) since 2010. He is also a member of the Liver Transplantation Unit in Santander.



Dr. Fabrizio Luca
Loma Linda University
Medical Center, US
(formerly, Istituto Europeo di
Oncologia - Milan, Italy)

Dr. Luca is an oncologic surgeon with extensive experience in advanced robotic procedures. He is currently Professor of Surgery at Loma Linda University Medical Centre in the US.



Prof. Amjad Parvaiz
Poole Hospital
Poole, United Kingdom
Champalimaud Foundation
Lisbon, Portugal

Prof. Parvaiz is a Specialist Colorectal Surgeon, UK National Trainer in Laparoscopic Colorectal Surgery, Professor of Surgery at Poole Hospital and Head of Minimal Access and Robotic Colorectal Surgery at the Champalimaud Foundation in Lisbon.



Dr. Tero Rautio
Oulu University Hospital
Oulu, Finland

Dr. Rautio is Chief of the Colorectal Unit at Oulu University Hospital, which was the first clinic for robotic assisted colorectal surgery in Finland. His team has over 15 years of experience in laparoscopic colorectal surgery.



Prof. Giuseppe Spinoglio
Istituto Europeo di Oncologia
Milan, Italy

Prof. Spinoglio is Director of the Hepatobilio-Pancreatic and Digestive Programme at the Istituto Europeo di Oncologia and Professor of Robotic Surgery at the Amedeo Avogadro University in Novara, Italy.



Dr. Niels Thomassen
Aarhus University Hospital
Aarhus, Denmark

Dr. Thomassen is the Head Physician at Aarhus University Hospital in Denmark, which is among the world leaders in robotic surgery. He started doing robotic surgery (colorectal) in October 2011.



Dr. George van der Schelling
Amphia Hospital
Breda, Netherlands

Dr. Crolla is a Consultant Colorectal Surgeon at Amphia Hospital in Breda, with one of the largest colorectal units and the leading centre for robotic colorectal cancer surgery in the Netherlands. He was among the MIS colorectal pioneers in the Netherlands.

Welcome to our newest faculty member:



Mr. Tas Qureshi
Poole Hospital
Poole, United Kingdom

Mr. Qureshi is a Consultant Surgeon and Robotic Lead at Poole Hospital. He is a National/ International trainer in laparoscopic surgery and introduced an enhanced recovery program at Poole.

Publications

- Aradaib M, Neary, P, Hafeez A, Kalbassi R, **Parvaiz A**, O'Riordain D (2018) Safe adoption of robotic colorectal surgery using structured training: early Irish experience. *J Robot Surg*. doi:10.1007/s11701-018-00911-0.
- Alfieri S**, Di Miceli D, Menghi R, Cina C, Fiorillo C, Prioli F, Rosa F, Doglietto GB, Quero G (2018) Single-Docking Full Robotic Surgery for Rectal Cancer: A Single-Center Experience. *Surg Innov* 25(3):258-266. doi:10.1177/1553350618765868.
- Alfieri S**, Quero G, **Parvaiz A** (2018) Robotic-Assisted vs Conventional Laparoscopic Surgery for Rectal Cancer. *JAMA* 319(11):1163-1164. doi:10.1001/jama.2017.21692.
- Baukloh JK, Reeh M, **Spinoglio G**, Corratti A, Bartolini I, Mirasolo VM, **Priora F**, Izbicki JR, Gomez Fleitas M, **Gomez Ruiz M**, **Perez DR** (2017) Evaluation of the robotic approach concerning pitfalls in rectal surgery. *Eur J Surg Oncol* 43(7):1304-1311. doi:10.1016/j.ejso.2016.12.014.
- Becker T**, **Egberts JE**, Schafmayer C, **Aselmann H** (2016) Robot-assisted rectal surgery: hype or progress? *Chirurg* 87:567-72. doi:10.1007/s00104-016-0220-3.
- Corbellini C, Biffi R, **Luca F**, Chiappa A, Costa S, Bertani E, Bona S, Lombardi D, Tamayo D, Botteri E, Andreoni B (2016) Open, laparoscopic, and robotic surgery for rectal cancer: medium-term comparative outcomes from a multicenter study. *Tumori* 102(4):414-21. doi:10.5301/tj5000533.
- Crolla RMPH**, Mulder PG, **van der Schelling GP** (2018) Does robotic rectal cancer surgery improve the results of experienced laparoscopic surgeons? An observational single institution study comparing 168 robotic assisted with 184 laparoscopic rectal resections. *Surg Endosc* 32(11):4562-4570. doi:10.1007/s00464-018-6209-x.
- Crolla RMPH**, Tersteeg JJC, **van der Schelling GP**, Wijsman JH, Schreinemakers MJM (2018) Robot-assisted laparoscopic resection of clinical T4b tumours of distal sigmoid and rectum: initial results. *Surg Endosc* 32(11):4571-4578. doi:10.1007/s00464-018-6210-4.
- Harsløf S, Stouge A, **Thomassen N**, Ravn S, Laurberg S, Iversen LH. (2017) Outcome one year after robot-assisted rectal cancer surgery: a consecutive cohort study. *Int J Colorectal Dis* 32(12):1749-1758. doi:10.1007/s00384-017-2880-y.
- Jayne D**, Pigazzi A, Marshall H, Croft J, Corrigan N, Copeland J, Quirke P, West N, **Rautio T**, **Thomassen N**, Tilney H, Gudgeon M, **Bianchi PP**, Edlin R, Hulme C, Brown J (2017) Effect of Robotic-Assisted vs Conventional Laparoscopic Surgery on Risk of Conversion to Open Laparotomy Among Patients Undergoing Resection for Rectal Cancer: The ROLARR Randomized Clinical Trial. *JAMA* 318(16):1569-1580. doi:10.1001/jama.2017.7219.
- Miskovic D**, Ahmed J, Bissett-Amess R, **Gomez Ruiz M**, **Luca F**, **Jayne D**, Figueiredo N, **Heald RJ**, **Spinoglio G**, **Parvaiz A**, **The European Academy of Robotic Colorectal Surgery (EARCS)** (2019) European consensus on the standardization of robotic total mesorectal excision for rectal cancer. *Colorectal Dis* 21:270-276. doi:10.1111/codi.14502. Epub 2018 Nov 29.
- Mykoniatis I, Panteleimonitis S, **Figueiredo N**, **Parvaiz A** (2018) Tailor made robotic anterior resection and hysterectomy - video vignette. *Colorectal Dis* 20(8):734-735. doi:10.1111/codi.14272.
- Panteleimonitis S, Ahmed J, Popeskou SG, Figueiredo N, **Qureshi T**, **Heald RJ**, **Parvaiz A** (2017) Tailored-made robotic abdominoperineal resection, using the da Vinci Xi, for a regrowth of rectal tumour after complete clinical response - a video vignette. *Colorectal Dis*. 19(7):696-697. doi:10.1111/codi.13725.
- Panteleimonitis S, Harper M, Hall S, Figueiredo N, **Qureshi T**, **Parvaiz A**. (2017) Precision in robotic rectal surgery using the da Vinci Xi system and integrated table motion, a technical note. *J Robot Surg* 12(3):433-436. doi:10.1007/s11701-017-0752-7.
- Panteleimonitis S, Pickering O, Abbas H, Harper M, Kandala N, Figueiredo N, **Qureshi T**, **Parvaiz A** (2018) Robotic rectal cancer surgery in obese patients may lead to better short-term outcomes when compared to laparoscopy: a comparative propensity scored match study. *Int J Colorectal Dis* 33(8):1079-1086. doi:10.1007/s00384-018-3030-x.
- Panteleimonitis S, Popeskou S, Aradaib M, Harper M, Ahmed J, Ahmad M, **Qureshi T**, Figueiredo N, **Parvaiz A** (2018) Implementation of robotic rectal surgical training programme: importance of standardised training. *Langenbeck's Arch Surg* 403:749-760. doi:10.1007/s00464-018-6068-5.
- Panteleimonitis S, Popeskou S, Harper M, Kandala N, Figueiredo N, **Qureshi T**, **Parvaiz A** (2018) Minimally invasive colorectal surgery in the morbid obese: does size really matter? *Surg Endosc* 32(8):3486-3494. doi:10.1007/s00464-018-6068-5.
- Petz W, Ribero D, Bertani E, Borin S, Formisano G, Esposito S, **Spinoglio G**, **Bianchi PP** (2017) Suprapubic approach for robotic complete mesocolic excision in right colectomy: Oncologic safety and short-term outcomes of an original technique. *Eur J Surg Oncol* 43(11):2060-2066. doi:10.1016/j.ejso.2017.07.020.
- Petz W, Ribero D, Bertani E, Formisano G, **Spinoglio G**, **Bianchi PP** (2017) Robotic right colectomy with complete mesocolic excision: bottom-to-up suprapubic approach - a video vignette. *Colorectal Dis* 19(8):788-789. doi:10.1111/codi.13790.
- Petz W, Ribero D, Bertani E, Polizzi ML, **Spinoglio G** (2016) Notes of robotic surgical technique: four ways to mobilize splenic flexure. *Minerva Chir*. 71(5):345-8. PMID: 27412233.
- Popeskou SG, Panteleimonitis S, Figueiredo N, **Qureshi T**, **Parvaiz A** (2018) Robotic vascular ligation, medial to lateral dissection and splenic flexure mobilization for rectal cancer - a video vignette. *Colorectal Dis* 20(2):165-166. doi:10.1111/codi.13940.
- Popeskou SG, Panteleimonitis S, Figueiredo N, **Qureshi T**, **Parvaiz A** (2017) Robotic total mesorectal excision for a T4 rectal cancer after radiotherapy - a video vignette. *Colorectal Dis* 19(12):1118-1119. doi:10.1111/codi.13896.
- Spinoglio G**, **Bellora P**, Monni M (2017) Robotic technology for colorectal surgery: Procedures, current applications, and future innovative challenges. *Chirurg* 88(Suppl 1):29-33. doi:10.1007/s00104-016-0208-z.
- Spinoglio G**, Marano A, **Bianchi PP**, **Priora F**, Lenti LM, Ravazzoni F, Formisano G (2016) Robotic Right Colectomy with Modified Complete Mesocolic Excision: Long-Term Oncologic Outcomes. *Ann Surg Oncol* 23(Suppl 5):684-691. doi:10.1245/s10434-016-5580-x.
- Tolstrup R, Funder JA, Lundbeck L, **Thomassen N**, Iversen LH. (2018) Perioperative pain after robot-assisted versus laparoscopic rectal resection. *Int J Colorectal Dis* 33(3):285-289. doi:10.1007/s00384-017-2943-0.
- Vieira P, Tayyab M, Domingos H, Cunha J, **Heald R**, Figueiredo N, **Parvaiz A** (2018) Standardised approach to Robotic Right Colectomy - A Video Vignette. *Colorectal Dis* 20(9):827-828. doi:10.1111/codi.14263.

We apologise if we have missed some publications. To include your publication in the next issue of the Newsletter, please contact the EARCS Coordinating Centre at:

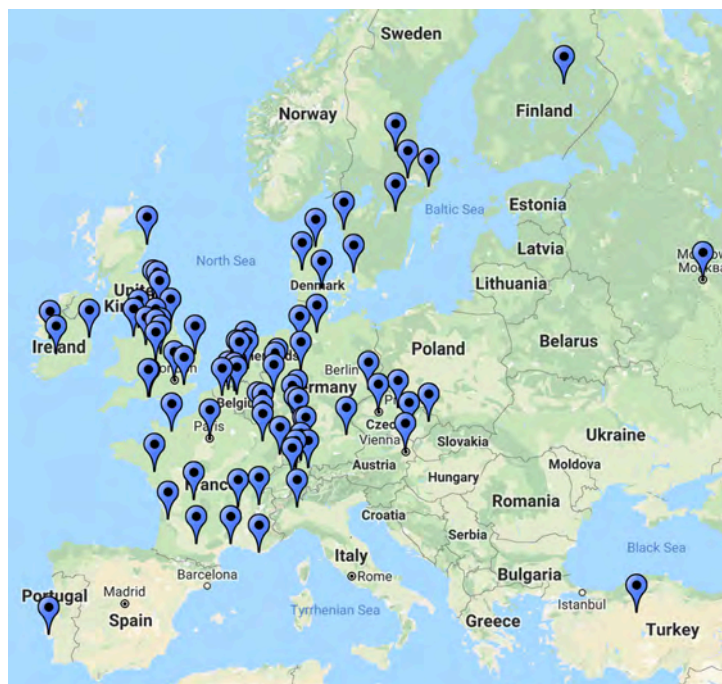
earcs@fundacaochampalimaud.pt

Launched in February 2015, EARCS has improved the entire surgeon learning pathway for robotic colorectal surgery by providing training and mentor relationships to 126 consultant surgeons in Europe and beyond.

Delegate surgeons

Currently, there are 141 registered EARCS delegates from 85 cities in 20 countries in Europe and beyond:

- Austria
- Belgium
- Czech Republic
- Denmark
- Finland
- France
- Germany
- Ireland
- Italy
- Luxembourg
- Netherlands
- Pakistan (not shown)
- Portugal
- Qatar (not shown)
- Russia
- South Africa (not shown)
- Sweden
- Switzerland
- Turkey
- United Kingdom

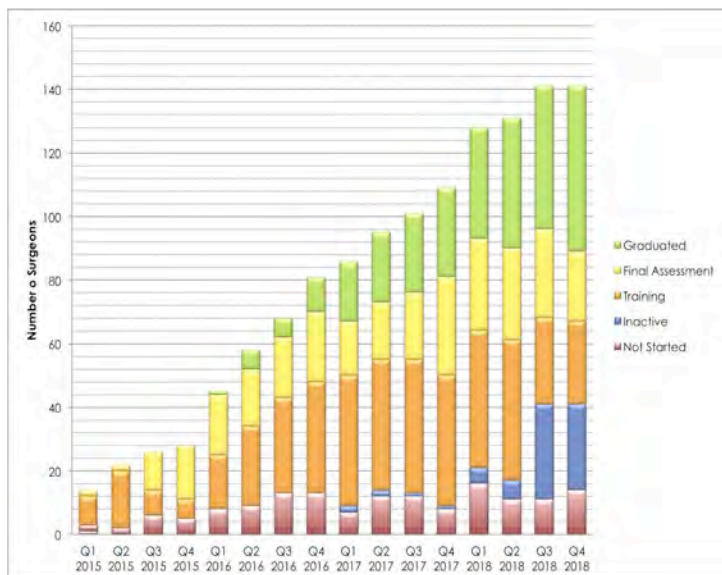


Delegate training status

The number of registered delegates has consistently increased over time. The current status (November 2018) of the 141 registered delegates is:

- 52 graduated
- 22 trained and going through final assessment
- 26 training
- 27 inactive*
- 14 not yet started

*For internal reasons the robotic programme at the site has stalled.



Final assessment of delegate surgeons

After completing the required number of proctored cases, delegates are required to submit two videos of self-performed (non-proctored) robotic resection for assessment in order to receive certification.

We wish to thank our Surgical Competency Assessment Committee (who are all members of the Faculty and/or Scientific Committee) for their tireless dedication to this time consuming task:

- Dr. Rogier Crolla – Breda, Netherlands
- Dr. Roger Gerjy – Stockholm, Sweden
- Dr. Marcos Gómez Ruiz – Santander, Spain
- Dr. Fabrizio Luca – California, US (previously from Milan, Italy)
- Dr. Danilo Miskovic – London, UK
- Prof. Amjad Parvaiz – Poole, UK & Lisbon, Portugal
- Prof. Giuseppe Spinoglio – Milan, Italy
- Dr. George van der Schelling – Breda, Netherlands

EARCS is extremely proud that 52 registered delegates have met the criteria for competence in performing robotic colon and rectal surgery based on the assessment process set out by the Academy. The final assessment required delegates to submit non-edited videos of self-performed robotic resections (sigmoid colon and rectal) for blind assessment by the Surgical Competency Assessment Committee.

We extend warm congratulations to the graduates who worked hard to achieve their certification, the Proctors who assisted in their training and the Committee who conducted the video assessments.

	Mr. Mukhtar Ahmad – Poole, UK		Mr. Charles Evans – Coventry, UK		Dr. Daniel Langer – Prague, Czech Republic		Mr. Colin Peirce – Limerick, Ireland		Dr. Anke Smits – Nieuwegein, Netherlands
	Dr. Safaa Al-Ubaidi – Herning, Denmark		Mr. Golam Farook – Sunderland, UK		Mr. Ronnie Matthew – Leicester, UK		Mr. Ioannis Peristerakis – Preston, UK		Prof. Paris Tekkis – London, UK
	Mr. Shwan Amin – Sheffield, UK		Prof. Nuno Figueiredo – Lisbon, Portugal		Dr. Daniel Mittmann – Cologne, Germany		Dr. Marie Marijn Poelman – Rotterdam, Netherlands		Mr. Liviu Titu – Wirral, UK
	Mr. Per Vanguard Andersen – Odense, Denmark		Mr. Veerabhadram Garimella – Stoke-on-Trent, UK		Dr. Serge Montage – Nancy, France		Dr. Emmanuel Polycarpe – Caen, France		Mr. Samson Tou – Derby, UK
	Mr. James Anderson – Wirral, UK		Dr. Roger Gerjy – Stockholm, Sweden		Prof. Beat Müller – Heidelberg, Germany		Dr. Pieman Poomoroozy – Odense, Denmark		Prof. Matthias Turina – Zürich, Austria
	Prof. Thomas Bachleiter-Hofmann – Vienna, Austria		Mr. Tarek Salem Hany – Preston, UK		Prof. Paul Neary – Dublin, Ireland		Prof. Gero Puhl – Hamburg, Germany		Prof. Alexis Ulrich – Heidelberg, Germany
	Mr. Nick Baylem – Bournemouth, UK		Dr. Frank Svendsen Jensen – Aalborg, Denmark		Dr. Randi Nielsen – Herning, Denmark		Mr. Tas Qureshi – Poole, UK		Dr. Ellen Van Eetvelde – Brussels, Belgium
	Dr. Paolo Bellora – Novara, Italy		Dr. Jaques Kayser – Luxembourg, Luxembourg		Mr. Diarmuid O'Riordain – Dublin, Ireland		Dr. Andreas Scheiwiller – Luzern, Switzerland		Mr. Philip Varghese – Stoke-on-Trent, UK
	Prof. Michael Bergmann – Vienna, Austria		Prof. Werner Kneist – Mainz, Germany		Dr. Anders Uth Ovesen – Aalborg, Denmark		Prof. Bruno Schmied – St. Gallen, Switzerland	<p>"Training colorectal surgeons to support the growing interest in robotic surgery, particularly for rectal resection, is a critical step towards ensuring that health care providers are successful in their adoption and meaningful use of the latest techniques for minimally invasive surgery" – Prof. Amjad Parvaiz, EARCS Co-Director</p>	
	Dr. Bernhard Dauser – Vienna, Austria		Prof. Christian Kriegelstein – Cologne, Germany		Dr. Erik Palmqvist – Göteborg, Sweden		Mr. Irshad Shaikh – Norwich, UK		
	Dr. Nicola de'Angelis – Paris, France		Dr. Yakup Kulu – Heidelberg, Germany		Dr. Jiří Páral – Hradec Králové, Czech Republic		Dr. Matej Škrovina – Nový Jičín, Czech Republic		

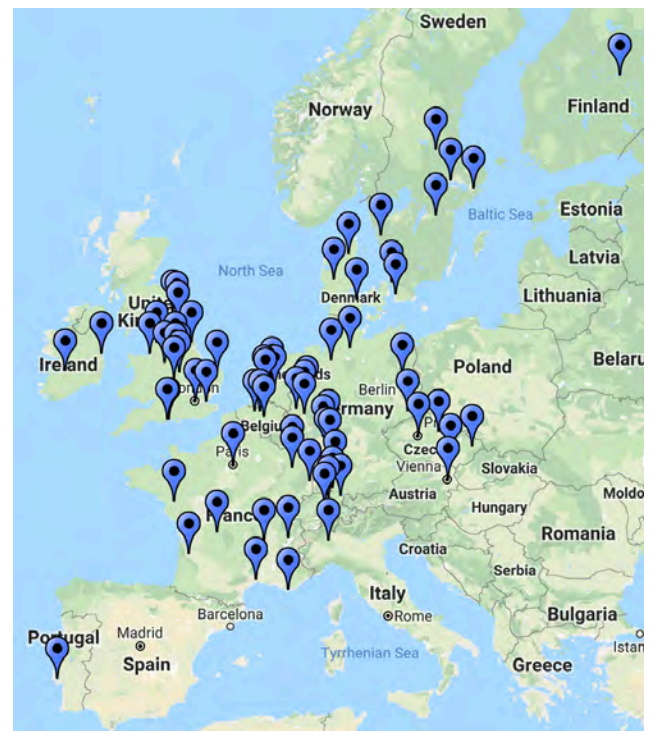
EARCS Proctors have conducted 530+ proctored (training) cases for EARCS registered delegates in 75 cities in 17 countries.

Proctored (training) cases

EARCS Proctors have conducted 530+ proctored cases for our registered delegates in 74 cities in 16 countries. We thank our proctors for their dedication and commitment:

- Mr. Shwan Amin – Sheffield, UK
- Dr. Rogier Crolla – Breda, NL
- Prof. Jan Egberts – Kiel, DE
- Dr. Roger Gerjy – Stockholm, SE
- Dr. Marcos Gómez Ruiz – Santander, ES
- Dr. Fabrizio Luca – Milan, IT
- Prof. Amjad Parvaiz – Poole, UK & Lisbon, PT
- Dr. Tero Rautio – Oulu, FI
- Prof. Giuseppe Spinoglio – Milan, IT
- Dr. Niels Thomassen – Aarhus, DK
- Dr. George Van Der Schelling – Breda, NL

(not shown on map: Qatar and South Africa)



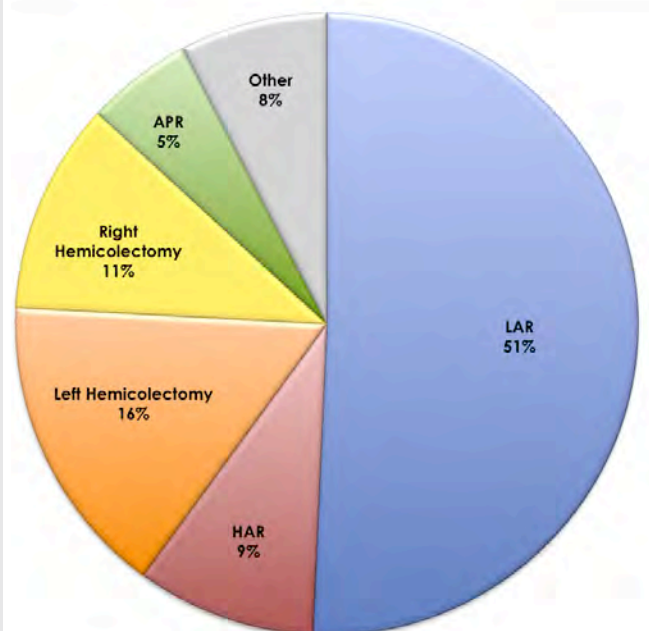
Types of cases

A decision was taken at the first Faculty meeting that the Academy should start with a focus on teaching robotic rectal resection (rectal and sigmoid colon) before expanding to other types of surgery.

In keeping with the original decision, the majority of the proctored (training) cases performed were:

- Low Anterior Resection (LAR)
- High Anterior Resection (HAR)
- Left Hemicolectomy
- Right Hemicolectomy.

Other types of proctored cases included: APR, ELAPE, Extended Hemicolectomy, Gall Bladder, Hartmann's Procedure, Hernia Repair, Ileostomy, Nerve Decompression, Proctectomy, Subtotal Colectomy and Total Colectomy.



SAVE THE DATE: European Association for Endoscopic Surgery (EAES)

27th International EAES Congress
"EAES: Exciting – Amazing – Enterprising – Stimulating – a pathway to the future"

12-15 June 2019
Seville, Spain

For more information go to:
<https://eaes.eu/eaes2019/>



This year, EARCS introduced the International Robotic Colorectal Fellowship at the Champalimaud Foundation in Lisbon, Portugal.

Mr. Muhammad Tayyab

Hinchingbrook Hospital
North Cambridge, UK

- Q. Tell us a little bit about yourself.
- A. I am a newly appointed consultant General/ Colorectal surgeon trained mainly in UK and wished to get some robotic experience before starting my consultant job.
- Q. What attracted you to the EARCS fellowship?
- A. I attended a Robotic conference three years ago at Poole organised by Prof. Amjad Parvaiz. I was fascinated by the quality of surgery and I wished to learn the same technique of surgery, therefore I applied for the fellowship.
- Q. What were the core learning objectives?
- A. Our focus was on interactive training:
- Completing simulation training (40 hours)
 - Learning robotic docking/ undocking
 - Learning assistance in robotic procedures
 - Performing modules in various procedures
 - Learning standardised procedures (right and left colectomies and anterior resections)
- Q. How will completing the fellowship help your career?
- A. Anatomy, knowledge of planes and standardised procedures.
- Q. What advice could you offer to potential fellowship applicants?
- A. It is important to utilise your time efficiently, complete simulation training and participate in presentations/ papers.
- Q. What did you like best about Lisbon?
- A. There were a lot of things I liked about Lisbon. Very nice, welcoming people, food was delicious especially sweets, Old tram, Riverside walk and its monuments, the "golden gate bridge" and the city centre.



Prof. Amjad Parvaiz, Mr. Muhammad Tayyab and Prof. Bill Heald.

Mr. Narasimhaiah Srinivasaiah

The Princess Alexandra Hospital
Essex, UK

- Q. Tell us a little bit about yourself.
- A. I am a consultant general/ colorectal/ peritoneal/ pelvic onco- surgeon trained in India, UK, Germany Portugal and US. I undertake both minimally invasive (laparoscopic/ robotic) and exenterative/ cyto-reductive surgery.
- Q. What attracted you to the EARCS fellowship?
- A. I chose to undertake the fellowship after having appreciated the art of surgery by Prof. Parvaiz. As part of the fellowship I had the privilege of being part of the faculty for laparoscopic courses held at the Champalimaud Foundation. I was also an invited speaker at the RSM coloproctology meeting.
- Q. What were the core learning objectives?
- A. The measurable learning objectives included simulation training, docking, undocking and assisting to perform colorectal procedures in part. The importance of surgical anatomy, planes and standardisation of the modular approach to learning.
- Q. How will completing the fellowship help your career?
- A. The fellowship gave me the opportunity to network with clinicians from around the world.
- Q. What advice could you offer to potential fellowship applicants?
- A. Plan your fellowship in advance, utilize your time productively, complete simulation training and undertake academic activity.
- Q. What did you like best about Lisbon?
- A. Three months filled with gastronomic delights, burning the calories consumed partially by indulging in travel around Lisbon. Weather, wine and the people are all good.



Prof. Amjad Parvaiz, Mr. Narasimhaiah Srinivasaiah and Prof. Bill Heald.

Mr. Jamil Ahmed

Champalimaud Foundation
Lisbon, Portugal

- Q. Tell us a little bit about yourself.
- A. I am a consultant general/ colorectal surgeon currently working at Northampton General Hospital in the UK. I have a strong interest in research and teaching.
- Q. What attracted you to the EARCS fellowship?
- A. During my training in Wessex I had the opportunity to work with Prof. Parvaiz as his trainee and assisted him on a number of robotic procedures in Portsmouth. This fascinating experience led me to learn more about robotic techniques. I was also interested in clinical outcomes and published a few papers with the Portsmouth team.
- Q. What were the core learning objectives?
- A. I learned robotic surgical skills and had the opportunity to travel to various centres and watch different surgeons perform colorectal procedures which broadened my exposure. I was also involved in ongoing EARCS research projects and publications.
- Q. How will completing the fellowship help your career?
- A. It will help me play a role in future research and have work opportunities in centres where robotic systems are available.
- Q. What advice could you offer to potential fellowship applicants?
- A. It is important to choose the mentor and centre very carefully. EARCS is an excellent academy, which has the best expertise to teach robotic colorectal surgery as well as great facilities.
- Q. What did you like best about Lisbon?
- A. Lisbon is a vibrant city with friendly people and good weather! The Champalimaud Foundation is in an amazing location and I enjoyed long walks along the seaside.



Prof. Amjad Parvaiz and Mr. Jamil Ahmed.

Standardised procedure for robotic single docking Total Mesorectal Excision (TME) surgery

EARCS conducted an expert consensus study amongst its faculty. The aim was to establish a detailed description of the technical steps for Robotic Single Docking Total Mesorectal Excision (TME) surgery as recommended by a representative group of established European expert surgeons.

Standardisation of surgical procedures has many benefits, improving predictability of clinical outcomes and providing a baseline for clinical research and training. For both EARCS and other training programmes, the educational benefits of a standardised procedure provide a common framework for proctor and trainee for operation planning, teaching and performance assessment. Despite the potential wide-ranging impact, no consensus on technical standards for robotic TME surgery yet exists. EARCS is attempting to address this.

The standardised procedure has been accepted for publication in Colorectal Disease: European Consensus On The Standardisation Of Robotic Total Mesorectal Excision For Rectal Cancer (CDI-00761-2018).

To view/download the paper go to: <https://earcs.pt/news/2015-02-13-earcs-launch-34.html>

Clinical outcomes study in progress

EARCS is conducting a multi-centre, multi-country, observational study in Europe. EARCS surgeons (registered delegates who have completed training and faculty members) have contributed clinical outcomes data from 1000+ robotic colorectal cases to the study.

The purpose of the study is to document that implementing such a comprehensive programme as EARCS ensures that robotic colorectal surgical training is conducted under safe and controlled conditions to manage the risks to patients when introducing a new surgical technique.

The study is underway and will be submitted for publication in early 2019. We thank all 25 surgeons who have participating in the study so far, from 19 sites across 19 cities in 19 European countries.

For information about the study, please contact the EARCS Coordinating Centre at: earcs@fundacaochampalimaud.pt



Study to validate competency assessment of robotic surgery

EARCS developed the following tools to assess surgical competency during and after training:

Formative assessment tool

The Global Assessment Score (GAS) form was developed as a formative assessment tool for competency during training. The GAS form was developed by breaking down the EARCS standardised procedure for Robotic TME in a clinically and educationally useful way to present the major steps. Delegates and proctors score delegates performance on each step using a scale of 1-5 after each proctored case. GAS forms will be used to conduct surgeon learning curve studies.

Summative assessment tool

A Robotic Colorectal Assessment Tool (RCAT) was developed as a summative assessment tool for credentialing delegates at the end of training. The EARCS standardised procedure and GAS form were used to determine each of the major steps of robotic TME for assessment. After completing the required number of proctored cases, delegates are required to submit two anonymised videos of self-performed LAR for 'blind' assessment by the faculty in order to graduate. Delegates are assessed on their ability to conduct safe robotic LAR using the RCAT.

Validation study

EARCS is conducting a study to validate that the tools can be used to reliably assess technical performance in robotic colorectal surgery. Use of the tools to judge specialist technical performance, before embarking on independent practice of new procedures, will be validated using expert opinion of video-recorded cases performed by experts and delegates at various stages of training. The study will soon be submitted for publication.

Angels & Demons in Rectal Cancer: Challenging the Dogmas

22-23 February 2018

Champalimaud Foundation, Lisbon, Portugal

The Symposium was led by the Colorectal Cancer Project at the Champalimaud Foundation with support from world-renowned experts. The Symposium was an incredible success that was attended by more than 400 guests.

In the words of Prof. Nuno Figueiredo - digestive surgeon, researcher, specialist in colorectal surgery and head of the Champalimaud Surgical Centre - "Angels are all new approaches and technologies that allow patients to suffer less when they are treated for cancer of the rectum. Demons are all dogmas difficult to break, instituted in the medical and scientific class".

In this meeting, dedicated to a topic that anticipated a confrontation of positions, experts of international renown debated not only the unprecedented opportunities for improvement that have been observed in the area of colorectal cancer treatment (such as robotic surgery, imaging - namely magnetic resonance imaging for staging and support for therapeutic decision making - radiation therapy with high-energy radiation and stabilisation of the target to be treated) but also the confusion of recent studies and the increasing morbidity resulting from the protocols currently followed.

"It was with great satisfaction that we witnessed the enthusiasm with which the medical and scientific community, national and international, welcomed the theme proposed. I was even more pleased that we witnessed the important discussions that were generated around the topics brought to debate, because from the discussion and confrontation of ideas are born new ideas and solutions. We are ready to continue working together and breaking the dogmas that persist. Until the next meeting". - Prof. Bill Heald (pictured above)

It was also a great pleasure to recognise five surgeons attending the symposium who had completed their EARCS training: **Mr. Mukhtar Ahmed** from Poole Hospital (UK), **Mr. Golam Farook** from Sunderland Royal Hospital (UK), **Dr. Jacques**



Kayser from Hospital Robert Schuman in Luxembourg (Luxembourg), **Dr. Anke Smits** from St. Antonius Hospital in Nieuwegein (Netherlands) and **Mr. Liviu Titu** from Arrowe Park Hospital (UK). The graduates were presented with their EARCS 'Certification of Competency in Performing Robotic Colon and Rectal Surgery' by Prof. Bill Heald.

Mr Sofoklis Panteleimonitis from Poole Hospital (UK) was also awarded a certificate by EARCS Directors for Best Research Fellow 2017-2018 for his achievements in research related with robotic colorectal surgery.



Prof. Amjad Parvaiz: Can we reduce functional damage with better surgery?



Mr. Tas Qureshi: Defunctioning ostomy – yes it's always needed.



Prof. Bill Heald & Mr. Mukhtar Ahmed



Prof. Bill Heald & Mr. Golam Farook



Prof. Bill Heald & Dr. Jacques Kayser



Prof. Bill Heald & Dr. Anke Smits



Prof. Bill Heald & Mr. Liviu Titu

First Breda Robot Congress: Robot Assisted Treatment of Rectal Cancer

15-16 March 2018
Breda, Netherlands

The Congress was the first of its kind in Benelux and focused on providing insights into the role that robotic surgery may have on rectal cancer treatment. The congress attracted 90 participants.

A Master Class preceded the congress for surgeons who are about to start colorectal robotic surgery programmes. The 'robot starters programme' included workshops and a live robot assisted abdominoperineal resection performed by the course director Dr. Rogier Crolla. The case was transmitted live to the congress centre with 3D transmission. "The streaming and 3D immersion were perfect and the case proved to be rather difficult. This was much appreciated by the audience as it showed the advantages of robotic surgery" said Dr. Crolla.

The congress included engaging lectures given by world-renowned experts. Some lectures given by EARCS faculty were:

- *What is the evidence in the literature for robotic rectal cancer surgery* by **Prof. Philippe Rouanet**.
- *How to perform a robot assisted laparoscopic low anterior resection - Video, teaching and steps* by **Prof. Amjad Parvaiz**.
- *Anatomical insights: What did I learn from robotic rectal cancer operations? The O's and ahhs* by **Dr. Rogier Crolla**.
- *What did I learn proctoring?* by **Dr. George van der Schelling**.
- *Six years of robotic rectal cancer surgery. The Amphia Results* by **Dr. Rogier Crolla**.
- *What after rectal surgery? What about right colon robotic?* by **Mr. Shwan Amin**.

To view the conference video go to:
www.youtube.com/watch?v=OPMqgxfWQdk&feature=youtu.be



Live robotic surgery with 3D transmission to the congress centre



Audience interaction with surgeon during the 3D transmission



Attendees of the Master Class during the 3D transmission



Congress organisers Dr. Rogier Crolla (far right) and Dr. George van der Schelling (2nd from the left) of Amphia Hospital, Breda



Audience enjoying the congress



Networking during the congress

Master Classes in Robotic Colorectal Surgery

19-24 February 2018
13-17 May 2018
Lisbon, Portugal

The Champalimaud Foundation recently hosted a series of week-long Master Classes in robotic colorectal surgery. The Master Classes were conducted by Prof. Amjad Parvaiz, Co-Director of EARCS.



The Master Classes were very 'hands on' with a case presentation before each of the live robotic surgeries: one High Anterior Resection (HAR) and one Total Mesorectal Excision (TME). Post-case discussions centred on port placement and docking, modular surgical technique, robotic stapling and the use of Indocyanine Green (ICG) enhanced fluorescence.

Keep an eye out for new Master Class dates in the future at the **Champalimaud Foundation in Lisbon, Portugal** and **Poole Hospital, UK**.

For more information go to:
<https://earcs.pt/events.html>

SAVE THE DATE:
**12th European
Colorectal
Congress (ECC)**



**Personalised Colorectal Surgery
New Technologies
Complications in Colorectal
Surgery**

3-6 December 2018
St. Gallen, Switzerland

For more information go to:
<https://www.colorectalsurgery.eu>

RSM Coloproctology Section Summer Overseas Meeting

17-18 May 2018
Lisbon, Portugal

The Coloproctology Section of the Royal Society of Medicine (RSM) held their annual Summer Overseas Meeting at the Champalimaud Foundation in Lisbon, Portugal 17-18 May 2018.

The meeting was attended by 200 guests and included a faculty of renowned international speakers.

The focus of the meeting was to learn about the current controversy in colorectal cancer management and surgical techniques whilst improving clinical and research links between Portuguese and British clinicians. The main topics included:

- Understanding the areas of current controversy in colorectal cancer management and surgical techniques.
- Learning about and comparing expert surgical practice in proctology and colorectal resection in Portugal and the UK.
- Understanding the utility of robotics in modern colorectal practice.
- Creating clinical and research links with Portuguese Colorectal Surgeons.

The lectures were complemented by live surgeries simultaneously with the sessions. Prof. Amjad Parvaiz and Prof. Nuno Figueiredo performed a robotic Right Colectomy with real time video feed to the conference room and interactive Q&A with the audience.

It was also a great pleasure to recognise **Mr. Jim Anderson** of Wirral University Teaching Hospital in the UK for recently completing his EARCS training. Mr. Anderson was awarded his EARCS 'Certificate of Competency in Performing Robotic Colon and Rectal Surgery' by Prof. Bill Heald and Mr. Danilo Miskovic.



Prof. Amjad Parvaiz & Prof. Nuno Figueiredo: Live robotic right colectomy.



Surgical team: Mr. Farooq, Mr. Muhammad Tayyab, Prof. Amjad Parvaiz, Mr. Narasimhaiah Srinivasaiah, Prof. Bill Heald & Mr. Laeeq Khan Both.



Mr. Ian Jenkins: Recurrent rectal cancer: secrets for success.



Dr. Danilo Miskovic: Role of complete mesocolic excision.



Prof. Bill Heald, Mr. Jim Anderson and Mr. Danilo Miskovic.

First EARCS Robotic Colorectal Czech and Slovak Workshop

27 March 2018
Brno, Czech Republic

The workshop was attended by 20 surgeons from six teams in the Czech Republic and Slovakia: Army Praha, Hradec, Usti n Labem, Novy Jičín, Homolka, Banska Bystrica. Prof. Amjad Parvaiz conducted the workshop as well as giving lectures together with two EARCS graduates from the region:

- *Minimally Invasive Management of Rectal Cancer and Introduction to EARCS* by **Prof. Amjad Parvaiz** of the Champalimaud Foundation in Lisbon, Portugal.
- *Clinical Experiences with Robotic Rectal Resection* by **Dr. Matej Škrovina** of Hospital Nový Jičín, Czech Republic.
- *Experiences with Robotic Colorectal Surgery* by **Dr. Daniel Langer** of Military University Hospital in Prague, Czech Republic.

It was also a great pleasure to recognise the achievements of **Dr. Matej Škrovina** and **Dr. Daniel Langer** who had already completed their EARCS training. The graduates were presented with their EARCS 'Certificate of Competency in Performing Robotic Colon and Rectal Surgery' by Prof. Amjad Parvaiz.



The workshop was a great success with two of the new teams already signed up to undertake their robotic training with EARCS. Thank you Mr. František Toth of Intuitive Surgical for organising the event.

5th Surgical Course: Robotic assisted visceral surgery - lower GI tract - Indications, challenges, strategies

9-10 March 2017
Bochum, Germany

The course was hosted by the Augusta Kliniken Augusta Kliniken Bochum Hattingen in conjunction with the German Society for General and Visceral Surgery (DGAV).



Dr. Benno Mann –
Course
Director



Dr. Heiko Aselmann –
Course Faculty

Main topics were preparation and set-up of a Robotics programme, the modular training of robotics assisted rectal and colon resections, as well as Quality Assurance of results in StuDoQ Robotics Register.

The course included demonstration of live surgery with transmission of a Low Anterior Resection (LAR) and Right Hemicolectomy with CME.

To review the videos go to:
<http://chirurgie-augusta-bochum.de/warum-robotic-surgery/>

Keep an eye out for the new course in 2019!



Robotic Rectal Surgery Roundtable

19 June 2018
Zürich, Switzerland

The event hosted by the University Hospital of Zürich was attended by 50 surgeons. A presentation on robotics in rectal cancer by Prof. Amjad Parvaiz was followed by an open discussion.

Recent EARCS graduate, **Prof. Matthias Turina** was presented with his EARCS 'Certification of Competency in Performing Robotic Colon and Rectal Surgery'. The roundtable was a great success. Thank you Mr. Oliver Müller of Intuitive Surgical for organising the event.



Prof. Amjad Parvaiz and Prof. Matthias Turina



Dr. Andreas Rickenbacher, Prof. Matthias Turina, Prof. Amjad Parvaiz and Prof. Pierre-Alain Clavien

Advanced Hands-On Course in Robotic Colorectal Surgery (English Language)

26-28 June 2018
Grosseto, Italy

The course was hosted by the International School of Robotic Colorectal Surgery in conjunction with the Clinical Robotic Surgery Association (CRSA).



Dr. Paolo Bianchi
- Course
Director

The course focused on practical and interactive sessions with a wet-lab and live surgical case presentation.

To view the videos go to:
www.roboticschool.it/index.php/en/video/video-by-specialty/general-surgery/colorectal/viewcategory/48/colorectal



SAVE THE DATE:
Minimal Invasive Surgery MIS 2019
17th 3-country meeting for minimal invasive surgery

Lübeck, Germany
24-25 January 2019

For more information go to: <https://www.mic2019.org/en/home/>



SAVE THE DATE:
ESCP 14th Scientific and Annual Meeting

Vienna, Austria
25-27 September 2019

For more information go to: <https://www.escp.eu.com/conference-and-events/event-calendar/1035-escp-14th-scientific-annual-meeting>

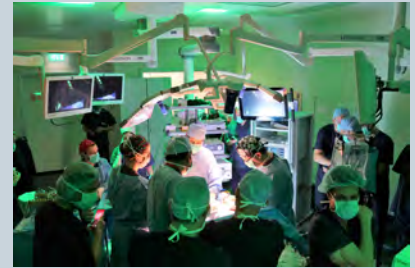




Case observation: José Cunha, Bill Heald, Aneta Zustric, Christian Krieglestein, Amjad Parvaiz, Daniel Mittmann, Matthias Stute, Alexander Ferko & Pavol Guber @ the Champalimaud Foundation in Lisbon, Portugal.



Case observation: Bill Heald, Christian Krieglestein, Daniel Mittmann, Matthias Stute & Alexander Ferko @ the Champalimaud Foundation in Lisbon, Portugal.



Proctoring: Amjad Parvaiz & Nuno Figueiredo @ the Champalimaud Foundation in Lisbon, Portugal.



Case observation: Yakup Kulu, Markus Diener, Amjad Parvaiz & Raphael Billing @ the Champalimaud Foundation in Lisbon, Portugal.



Proctoring: Wolfgang Hiller, Michael Leitz & Amjad Parvaiz @ Klinikum Lippe- Detmold, Germany.



Case observation: Marcos Gómez Ruiz & Olaf Hortsmann @ Marqués de Valdecilla University Hospital - Santander, Spain.



Case observation: Michael Kranzfelder, Amjad Parvaiz, Fong-Yih Kao-Hamisch & Dirk Wilhelm @ the Champalimaud Foundation in Lisbon, Portugal.

7th Asian Robotic Camp for Colorectal Surgeons

11-13 October 2018
Daegu, Korea

The symposium focused on MIS, new technologies and oncologic aspects of colorectal cancer. A live robotic TME was performed by **Prof. Amjad Parvaiz**. Distinguished speakers included EARC faculty:

- **Prof. Amjad Parvaiz** (Poole, UK; Lisbon, Portugal) – 'Structured training programme for robotic colorectal surgery'.
- **Prof. David Jayne** (Leeds, UK) – 'Surgical cultures in the west and east' and 'Update on the ROLARR trial'.
- **Dr. Paolo Pietro Bianchi** (Grosseto, Italy) – 'Fluorescence guided?'.
- **Dr. Daniel Perez** (Hamburg, Germany) – 'Next generation robotic taTME'.

For more information go to: <http://www.arccs.co.kr>



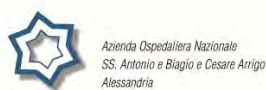
Symposium host Gyu-Seog Choi & Amjad Parvaiz.



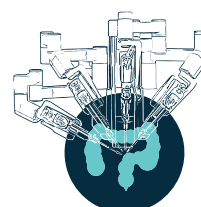
Live surgery team: Eduardo Parra-Davila, Amjad Parvaiz, Armando Melani, Petr Tsarkov & Inna Tulina.



Gyu-Seog Choi (Kyungpook, Korea) – 'The late Prof. Watanabe: the surgeon, the man'.



European Academy of Robotic Colorectal Surgery (EARCS)
 Champalimaud Centre for the Unknown
 Avenida da Brasilia, 1400-038 Lisbon, Portugal
 Tel: (+351) 210 480 193 - ext. 4666
 Fax: (+351) 210 496 190
 Email: earcs@fundacaochampalimaud.pt
 Web: www.earcs.pt
 Online Application: www.earcs.pt/index.php/how-to-apply



EARCS
 European Academy of
 Robotic Colorectal Surgery

About EARCS:

The European Academy of Robotic Colorectal Surgery (EARCS) is a robotic surgical training programme designed to improve patient outcomes for colorectal cancer patients by improving the entire surgical learning pathway for robotic (minimally invasive) surgery: training, mentor relationships and data evaluation.

The Academy was developed to ensure that robotic colorectal surgical training is conducted under safe and controlled conditions in order to manage the risks to patients when introducing a new surgical technique.

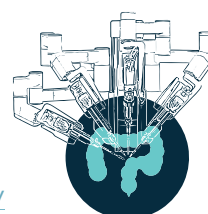
Delegates undertake three phases of training:

1. Case observations at faculty member institutions
2. System and dissection training course
3. Hands on training at the faculty member's hospital and/or delegate's own hospital

After completing a number of left (sigmoid/colon) and rectal resections under direct supervision of the faculty, delegates are eligible for final assessment of competence and certification. The final assessment stage requires delegates to submit non-edited videos of self-performed left (sigmoid/colon) and rectal resections for blind assessment by the faculty.

Cover photo: Champalimaud Centre for the Unknown in Lisbon, Portugal

European Academy of Robotic Colorectal Surgery (EARCS)
Champalimaud Centre for the Unknown
Avenida da Brasilia, 1400-038 Lisbon, Portugal
Tel: (+351) 210 480 193 - ext. 4666
Fax: (+351) 210 496 190
Email: earcs@fundacaochampalimaud.pt
Web: www.earcs.pt
Online Application: www.earcs.pt/index.php/how-to-apply



EARCS
European Academy of
Robotic Colorectal Surgery